





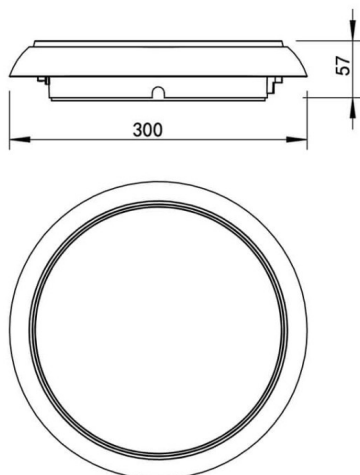


**Rock up&down**

|              |  |
|--------------|--|
| Item code    | 86.SD09.1301.01  |
| Product type | Indoor   |
| Category     | Surface Downlights   |
| Family       | Rock   |
| Subfamily    | Rock up&down   |
| Pictograms   |     <br> |

**Dimensions**

Product dimensions (mm) Ø300xH57mm

**Scheme****Product**

|                            |                    |
|----------------------------|--------------------|
| Real power (W)             | 8/10/15            |
| Real luminous flux (Lm)    | 960/1200/1800      |
| Luminous efficiency (Lm/W) | 120                |
| Beam angle (°)             | 150° down, 110° up |
| IP                         | 54                 |
| Control gear               | On-off             |
| Power Factor               | >0,9               |
| Colour temperature (K)     | 3000/4000/6000     |
| Colour consistency (SDCM)  | SDCM<3             |
| CRI                        | >80                |
| IK                         | IK10               |